

IT'S JUST A JOKE!

PAST SIMPLE TENSE PREPOSITIONS OF TIME



Pre-reading activity

Do you often play a joke on your friends on April Fool's Day?
Were people angry when you played jokes on them?
Do you remember some of your jokes?
Tell the class some good jokes you or other people played on each other.

Hi! Don't forget that the 1st of April is April Fool's Day. Be ready with some jokes to play on your family and friends. It's the day of jokes and tricks. You can laugh at people as much as you want and they can't get angry. Do you enjoy this day?



1. Read about April Fool's Day. Complete the text with missing words (*in, on*).

Long ago people celebrated the beginning of the year March. They had special festivals with dancing, singing, joking and making fun of their masters. They were happy because evil spirits of winter went away. New life began.

Why do we celebrate April Fool's Day exactly the first day of the month? No one really knows.

But the 15th century in Britain the servants were masters for one day the 1st of April. They gave orders to their masters and the masters had to obey.

..... the 16th century in France, March and later the 1st of April was the start of the year. They had parties on this day. 1562 Pope Gregory introduced a new calendar. New year began the 1st of January. But some people didn't stop celebrating New Year the 1st of April. So other people played jokes on them saying "April Fools!"

2. Ask questions.

1. When / people / celebrate the beginning of the year?
When did people celebrate the beginning of the year?


2. Why / they / have special festivals?
.....

3. What / people in Britain / give to their masters?
.....

4. What / Pope Gregory / introduce in 1562?
.....

5. All people / stop celebrating New Year on the 1st of April?
.....

3. Timi played a joke on his mother on April Fool's Day. Read the text and complete the words with the missing letters. Write these letters in the circles and find out what was in the dining room.



I re _ ember playing a j _ ke on my mother two years ago. It was S _ nday morning. My Mum wa _ still in bed when I came into h _ r bedroom.

"Mum, there' s a ○ ○ ○ ○ ○

in our dining room!"

She jumped out of her bed. When she reached the dining room, of course there was no ○ ○ ○ ○ ○ there.

I shouted:

"April Fool!" and we smiled.

4. Read again the text in Exercise 3 and correct the following sentences.

1. It was Monday morning. It wasn't Monday morning.
It was Sunday morning.

2. Timi' s mother was in the bathroom.
.....
.....

3. Timi came to the kitchen.
.....
.....

4. Timi' s mother jumped out of her chair.
.....
.....

5. Timi shouted, "A mouse!"
.....
.....

5. Write WHO questions.

1. Timi played a joke on his mother.
Who played a joke on his mother?


2. Timi's mother was still in bed.
.....

3. Timi came into her bedroom.
.....


4. Timi's mother jumped out of the bed.
.....

5. Timi shouted, "April Fool!"
.....

6. Timi's birthday is on the 1st of April. It's not a joke! He's writing his invitation cards because he's having a birthday party. Help him!



8. Here is his friend's answer. Help him / her write it.



8. Timi is having a birthday party. Read the text and act it.



Timi: Hi! Come in!
Mum, these are my friends Nika,
Peter, Barbara, Jan, Tina,
Julija and Eva.

Everybody: Hi, Timi! Good afternoon, Mrs Novak.
Mrs Novak: Hello, children. I'm glad to meet you.
Come in, please.

Nika: Happy birthday, Timi. Here's a present for you. From all of us.
Timi: Thank you. It's lovely.

Mrs Novak: Sit down children. Have some juice and Timi's birthday cake.
Peter: Mmmm, it's delicious. May I have another slice, please?
Mrs Novak: Of course, help yourself.
Nika: Thank you, Mrs Novak. Come on everybody, let's sing a song!

Everybody: Happy birthday to you
Happy birthday to you
Many happy returns of the day, Timi
Happy birthday to you.

Timi: Shall we dance now?
Everybody: Yes, let's. Great! Come one!

9. Do you know? Read and write.

Some years ago a British news programme/convinced many people that/
spaghetti grows on trees in Italy.

.....

.....

.....

.....

.....

.....

.....

NOTES

