


ARE YOU AFRAID OF ME?



IMPERATIVE
GENITIVE



Pre-reading activity

This text is about celebration on October 31st, the night before November 1st.

1. What do we do on November 1st in our country?
2. Do we have any special parties on October 31st?

Read the text and answer the following questions:

1. Where do children celebrate Hallowe'en?
2. What costumes do they wear?
3. When do Slovene children put their masks on?

Nika: Do you know that it is October 31st today?

Timi: Yes, tomorrow is November 1st when we light candles on the graves.

Nika: But British and American children celebrate Hallowe'en on October 31st.

They put pumpkins with candles in front of the doors and in the gardens.

The legend says that ghosts and witches are free on Hallowe'en. And if you put on a scary mask they run away.

Timi: Today children wear costumes to make them look like skeletons, vampires or aliens or they put on Dracula or Frankenstein masks.

Nika: Oh, like we do for pust.

Timi: Yes. In America children in primary schools have parties at school. They wear costumes and the best mask is the winner.

Nika: They eat toffee apples, peanuts, popcorn and pumpkin pie. And they play funny games like "bobbing for apples".

Timi: Let's play it together. I'm sure it's easy and I could be the winner.

Nika: OK, but stop boasting. It's not as easy as you think.


1. Timi and Nika are playing "bobbing" or "dunking for apples". Nika is telling Timi what to do. Complete the sentences with the correct forms of the verbs. You find them on the basin.




1. Take a basin, but a small one.
2. it with water.
3. some apples into the water.
4. the apple from the basin, but your hands.
5. your hands behind your back.
6. only your teeth.

2. Do you know how to make your own Hallowe'en pumpkin, JACK-O-LANTERN? Use words from the box and complete the text.

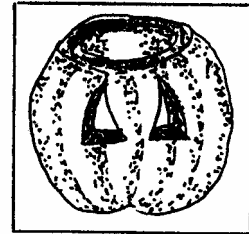
mouth	nose	large	
	candle	eyes	pumpkin




Take a pumpkin.




First take out the middle of the




Cut the holes for the,



the,



and the




Put a in it.

3. Compare Nika's and Timi's pumpkins. Use these opposites:

small - big	horrible - kind
happy - sad	square - round



Timi's pumpkin is
 It's
 It's
 Its eyes are



Mika's pumpkin is
 It's
 It's
 Its eyes are

4. Write under the pictures whose the things are. Match the names and the things.

Sam

a child

Nika's toffee apple

His parents

children

Vicky

Timi


Aleš

her cousin

Nika

5. Make genitives and write sentences. Use adjectives you find on the pumpkin. How many adjectives can you use in each sentence?

1. My friend / pumpkin My friend's pumpkin is big, interesting.
2. Mika/costume
3. Timi/Jack-o-Lantern
4. Their parents/lamp
5. Mika/candle
6. The pumpkin/eyes
7. The children/trick
8. Their friends/masks
9. Vicky/toffee apples
10. Your Mum/popcorn





6. Make some toffee apples for your party. Use the correct forms of the words you find on the apples and complete the recipe.

Ingredients: 4 apples
200 g sugar
4 forks or wooden sticks

Procedure (Recipe):

1. sugar in a pan over a heat .
2. the sugar all the time,
the pan on the cooker.
3. each apple with a fork or stick.
4. When the sugar is brown, the apples one by one into it.
5. the apples round carefully.
6. When the apples are covered with the toffee, them on
a buttered paper to harden.



9. Do you know? Read and write the text.



A series of horizontal dotted lines for writing practice, consisting of 18 lines.

NOTES